

# Zentangle Hand Art

Hopefully you all enjoyed the **Zentangle Art** from last week. You now should have practised the various zentangle designs that we gave you to experiment with and we are also hoping you have created many of your own.



This week is all about creating the finished image.

## Task One - [Zentangle Hand Art](#)



**Extension Task** - take zentangle in any direction you wish to take it!

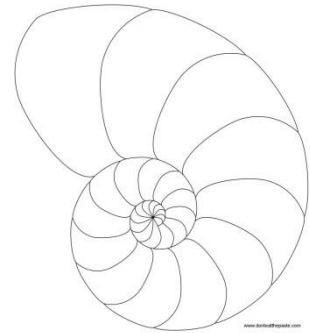

**Option 1** - create your own geometric frame to decorate with colourful zentangle designs:





Option 2 - choose a frame to decorate with colourful zentangle designs:

Zentangle Outlines to complete -



Option 3 - create your own piece of art - you can even create Zentangle Maths & produce your very own Zentangle cube!

