




# Art and Design

South and Central American Art

# Tropical Collage



# Aim

- I can tell you about the artist Beatriz Milhazes.
- I can make a collage.

# Success Criteria

- I can tell you the names of some of Beatriz Milhazes's artworks.
- I can tell you facts about Beatriz Milhazes's life and work.
- I can share something interesting about her work.
- I can select and arrange coloured squares.
- I can ink my collagraph evenly.
- I can print my collagraph onto the collage.



# Beatriz Milhazes



# Beatriz Milhazes

## (1960)

Beatriz Milhazes is a collage artist and painter who uses very colourful materials to create pictures.

She is influenced by the tropical flowers and plants near her home in Brazil, and also the carnivals and culture of Brazil. She uses these inspiring places and experiences, turning them into bright, clashing colours or simple shapes.

Beatriz Milhazes uses shapes in different sizes and overlaps them to create images. She uses coloured papers, sweet wrappers, food packaging, plastic and paints to create her images.

She has created colourful windows, decorated London Underground stations and exhibited her work on canvases too.

Beatriz Milhazes grew up visiting museums and galleries as a young girl. She was very impressed with the work of Matisse, and is still influenced by Mondrian and Bridget Riley.

She repeats circles, squares, stripes, flowers and other simple shapes throughout her work.





# Looking at Paintings



Look at your image.

What can you see in the picture?

What patterns or shapes does the artist use?

How does the picture make you feel?

What colours can you see in the picture?

Why do you think the artist painted it?

If you could give this painting your own title, what would it be?








by Beatriz Milhazes

Photo courtesy of dalbera (@flickr.com) - granted under creative commons licence - attribution





by Beatriz Milhazes

Photo courtesy of [durhampress.com](http://durhampress.com) - attribution





by Beatriz Milhazes

Photo courtesy of [durhampress.com](https://www.durhampress.com) - attribution





by Beatriz Milhazes

Photo courtesy of findfado (@flickr.com) - granted under creative commons licence - attribution





by Beatriz Milhazes

Photo courtesy of loopzilla (@flickr.com) - granted under creative commons licence - attribution






by Beatriz Milhazes

Photo courtesy of lpquintale (@flickr.com) - granted under creative commons licence - attribution





by Beatriz Milhazes

Photo courtesy of lpquintale (@flickr.com) - granted under creative commons licence - attribution

# Working with Simple Shapes



Look at the different shapes that the artist uses in her work. How many can you see?



Photo courtesy of durhampress.com - attribution





# Step 1 :

## Arranging Simple Shapes

Your focus today will be squares.

Using the materials in front of you, choose a range of clashing coloured and patterned squares of different sizes.

Arrange  
them on  
your piece  
of paper.

Overlap  
some.

Use a glue  
stick to  
stick them  
into place.



# Step 2 : Collagraphs



A collagraph is a stamp made of textured materials that are glued onto a base.


You are going to make a collagraph to use for printing onto your collage of squares.

You will need:

Corrugated card square

Glue


Lolly sticks, pipe cleaners, rubber bands etc.



Create a pattern or design to stick onto the card, ready for printing.



# What Good Collagraphs Look Like...



## Step 3 :

# Once You Have Made Your Collagraph...



Once you have made your collagraph you will need to put ink or paint on it.

1. Take a brush or roller.
2. Paint the ink or paint onto the collagraph.
3. Press the collagraph onto the collage. Press hard and press evenly.
4. Your 'Tropical Collage' is now complete.





# Beatriz Milhazes Film



As you watch the film, jot down on your whiteboard all of the different shapes that you see.



# Aim



- I can tell you about the artist Beatriz Milhazes.
- I can make a collage.

# Success Criteria

- I can tell you the names of some of Beatriz Milhazes's artworks.
- I can tell you facts about Beatriz Milhazes's life and work.
- I can share something interesting about her work.
- I can select and arrange coloured squares.
- I can ink my collagraph evenly.
- I can print my collagraph onto the collage.



