

# Collect the Eggs

## Numbers Games



# COLLECT THE EGGS NUMBERS GAMES

## Instructions:

Print game boards. If desired, laminate for durability. Print egg cards on card stock. If desired, laminate. Cut out cards.

Choose a game board (Even Numbers or Odd Numbers).

To play:

Players need one button each (or another manipulative) to move around the game board.

Players also need one dice to roll to determine how many spaces to move.

Players take rolling a dice and moving to a space.

IF you are playing the Even Numbers game, and IF you land on an even number (2, 4, 6, 8, 10, 12, etc.), you get to collect an egg.

IF you are playing the Odd Numbers game, and IF you land on an odd number (1, 3, 5, 7, 9, 11, 13, etc.), you get to collect an egg. The player who has collected the most eggs at the end of the game is declared the winner.

## Terms of Use:

This product may be used for your own classroom or personal use.

It may not be shared as a pdf file, on the web, or in any other way.

© MathGeekMama.com









# EVEN NUMBERS EGG GAME

START		22	21	20	19	18
1		23				17
2		24				16
3		25				15
4		26	27	28		14
5						13
6	7	8	9	10	11	12














# ODD NUMBERS EGG GAME

START	22	21	20	19	18	
1	23	 FINISH			17	
2	24				16	
3	25	29	15			
4	26	27	28	14		
5	 				13	
6					7	8