Measuring with a protractor (2)

1 Circle the greater angle in each pair.

a)

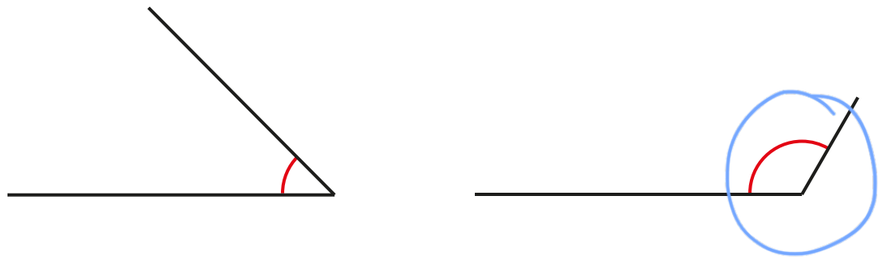

b)

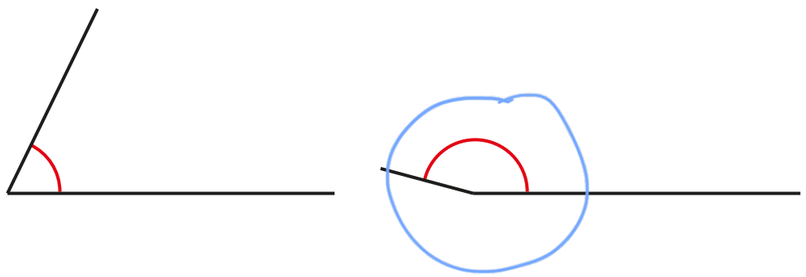

c)

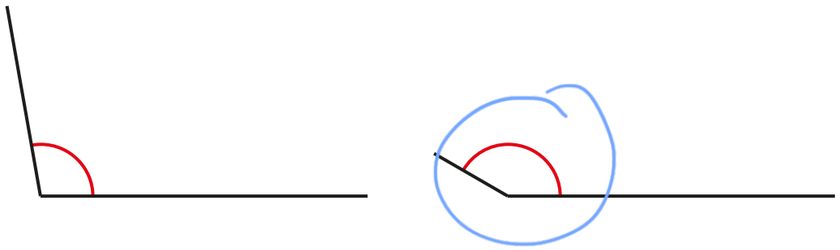

d)



2 What is the size of the angle marked in each diagram?

a)

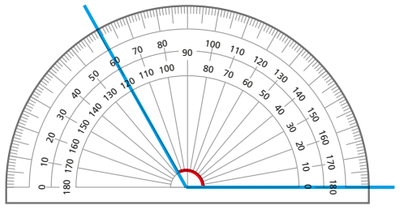

120 °

b)

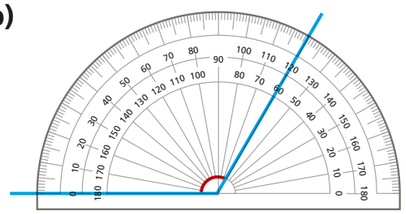

120 °

c)

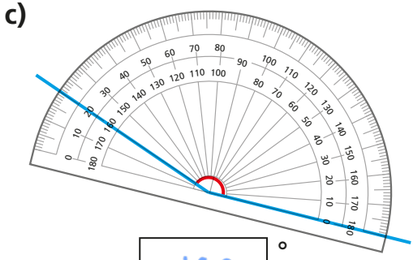

160 °

d)

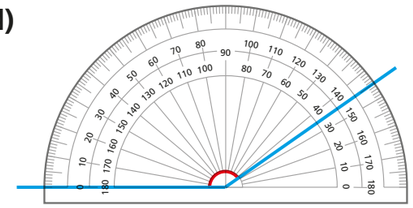

145 °

e)

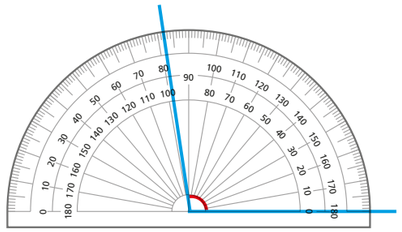

98 °

f)

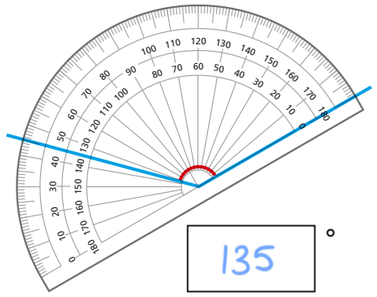

135 °

3

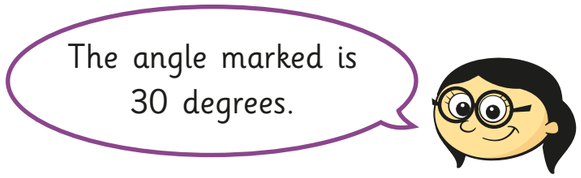

a) How do you know, just by looking at the angle, that it is not 30 degrees?

It is greater than 90°

b) What mistake do you think Annie has made?

She has read the wrong number off the protractor.

© White Rose Maths 2020

4 Scott is trying to measure the obtuse angle.

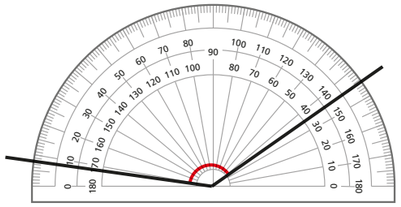

What mistake has Scott made?

The protractor isn't lined up with one of the lines from the angle so he isn't measuring from 0

5 Measure each of the angles.

a)

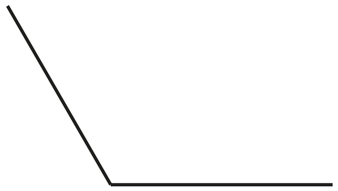

120 °

c)

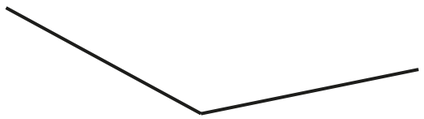

140 °

b)



92 °

d)

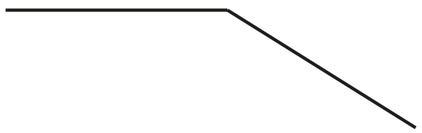

150 °

6 Eva puts one ice-lolly stick over another ice-lolly stick.

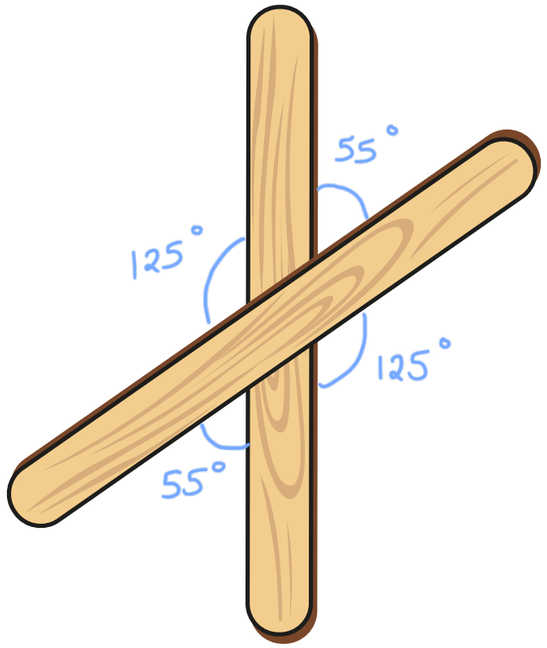

a) Estimate the size of the largest angle between the two ice-lolly sticks.

My estimate is [various] °.

b) Measure the angle to check your estimate.

The actual measurement is [125] °.

c) Measure the size of each of the angles formed by the ice-lolly sticks and label them on the diagram.

d) Use ice-lolly sticks to create different sized angles and measure them.

© White Rose Maths 2020