

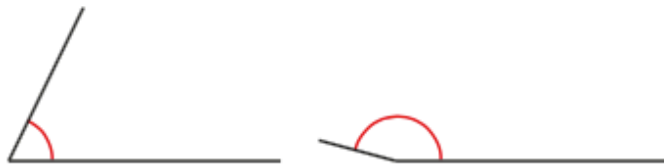
Measuring with a protractor (2)

1 Circle the greater angle in each pair.

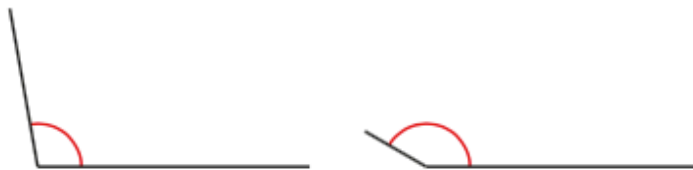
a)



b)



c)

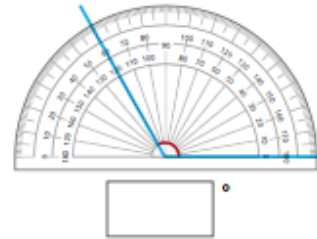


d)

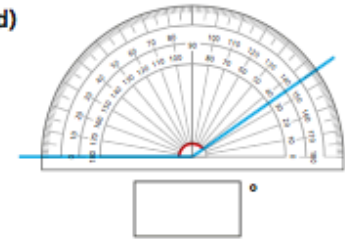


2 What is the size of the angle marked in each diagram?

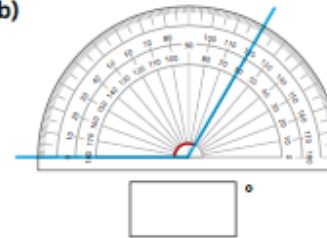
a)



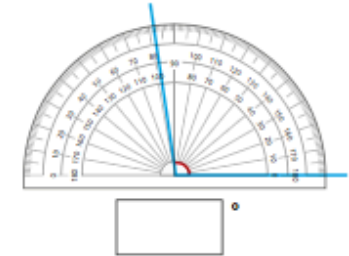
d)



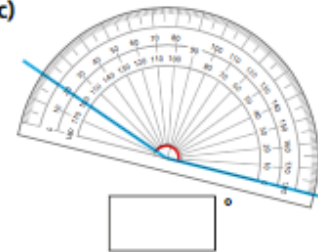
b)



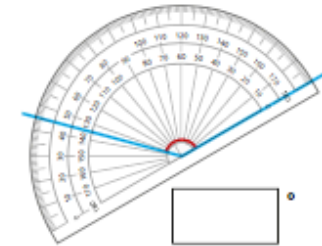
e)



c)



f)



3



The angle marked is 30 degrees.



a) How do you know, just by looking at the angle, that it is not 30 degrees?

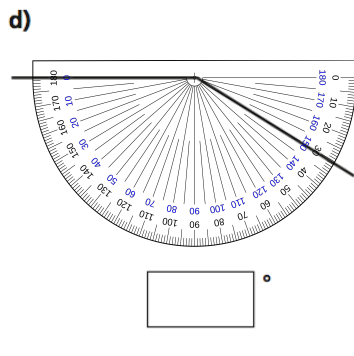
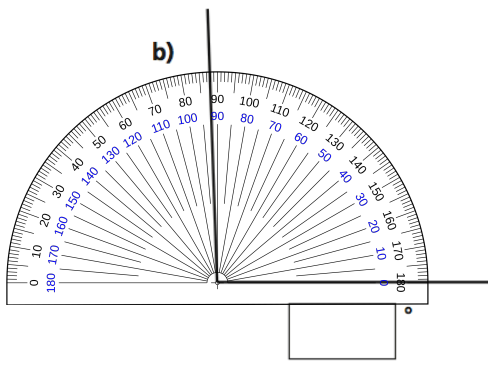
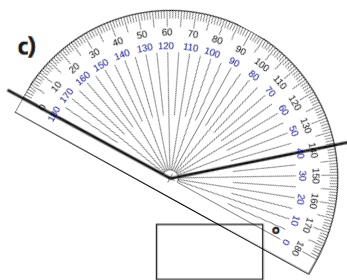
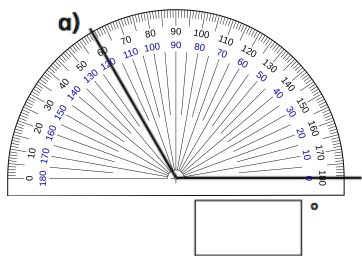
b) What mistake do you think Annie has made?

- 4 Scott is trying to measure the obtuse angle.

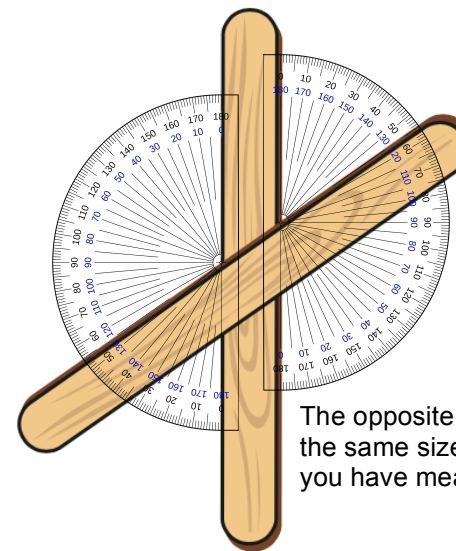


What mistake has Scott made?

- 5 Measure each of the angles.



- 6 Eva puts one ice-lolly stick over another ice-lolly stick.



The opposite angles will be the same size as the ones you have measured.

- a) Estimate the size of the largest angle between the two ice-lolly sticks.

My estimate is °.

- b) Measure the angle to check your estimate.

The actual measurement is °.

- c) Measure the size of each of the angles formed by the ice-lolly sticks and label them on the diagram.
- d) Use ice-lolly sticks to create different sized angles and measure them.

