


# Convert Nouns or Adjectives into Verbs Using the Suffix -ise

**Press f5  
to go full  
screen**



This week, we are again looking at how nouns and adjectives can be changed into verbs using suffixes with spelling words such as....

suffix

capitalise

Suffix






–ise suffix words are usually just created by simply adding the –ise suffix to a noun or adjective root word, e.g.

**terror** (noun) → **terrorise** (verb).



However, sometimes we need to remove the 'e' from the end of noun or adjective root word before adding –ise, e.g. **fertile** (adjective) → **fertilise** (verb).

To pick faults about something or someone.




Wait until all of the letters appear. See if you can figure out the '-ise' word.

If not, press the clue.

Hide Clue

The answer is...

c r i t i c i s s e



criticise


To draw attention to a product or event.



Hide Clue

The answer is...


a d v e r t i s e



advertise



To produce a finished version of something.




Hide Clue




The answer is...

**f i n a l i s e**



**finalise**


To make a score level.



Hide Clue

The answer is...


e q u a l i s e



equalise



To mix and mingle with other people.



Hide Clue

The answer is...

s o c i a l i s e



socialise

To see in your mind's eye.




Hide Clue



The answer is...

v i s u a l i s e



visualise

To cause damage to something on purpose.



Hide Clue

The answer is...

v a n d a l i s e



vandalise



Here are your spelling words for this week.

Now go back to your weekly spelling sheet and find your definitions.

Then why not try the spelling word search and using Squeebles to help learn your spellings for the week.

**Week 3**  
**Convert nouns**  
**or adjectives**  
**into verbs**  
**using the**  
**suffix -ise**

criticise

advertise

capitalise

finalise

equalise

fertilise

terrorise

socialise

visualise

vandalise

twinkl.co.uk



