


Time for Spring!

Clock Practice
worksheets
from

Bethany@
MathGeekMama.com



Time for Spring!

Directions: Write the correct time under each of the following clocks. Then, using the hour number and the key below, fill in the answer to the riddle!

1 = A

4 = F

7 = M

10 = R

2 = D

5 = I

8 = O

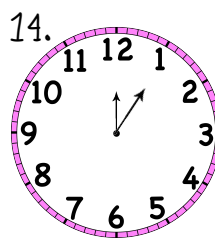


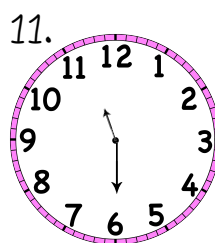
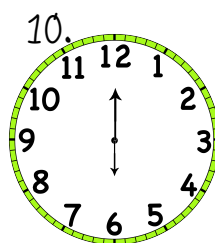
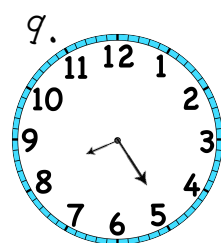
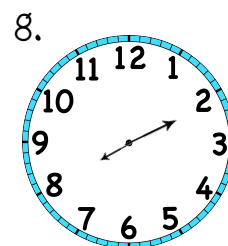
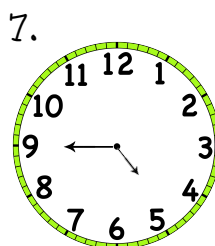
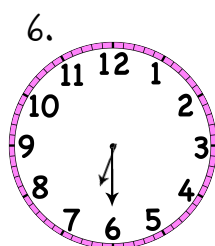


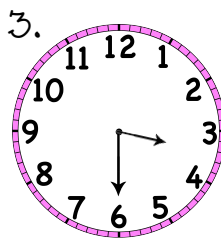
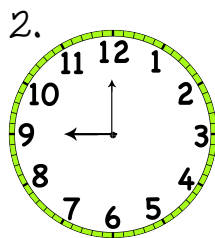
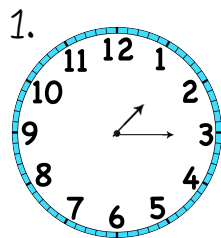
11 = S

3 = E

6 = L

9 = P

12 = Y



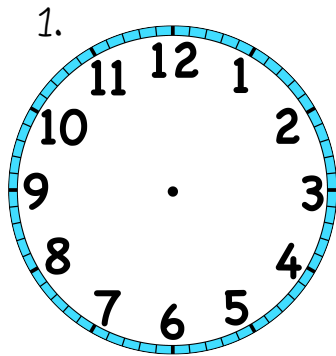
What's the best day of the year
to monkey around with your
friends?

Name: _____

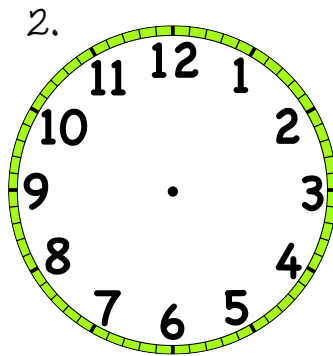
Date: _____

More Time Practice!


Directions: Draw the hands on each of the following clocks based on the time given under the clock. Good Luck! ☺



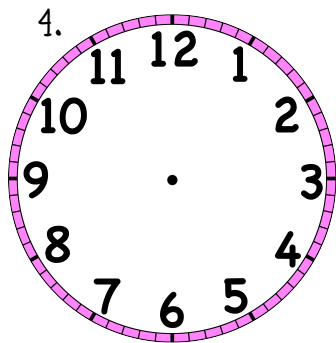
2:30



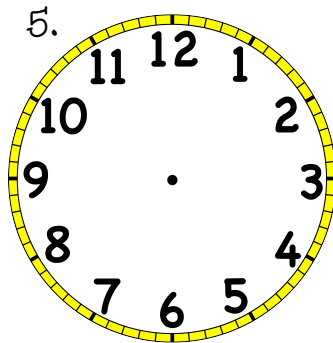
5:15




3:00



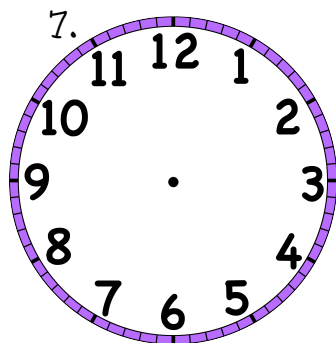
4:25



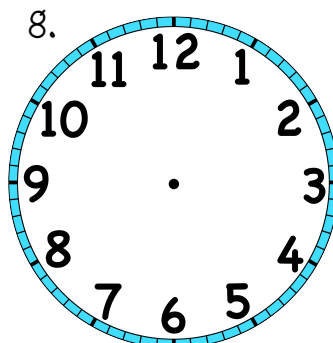
10:45



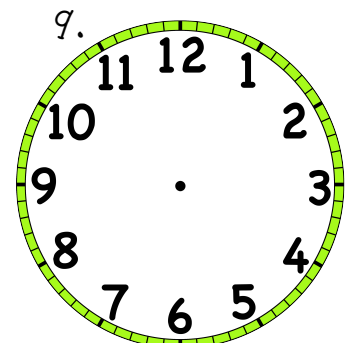
9:30



12:10



8:35



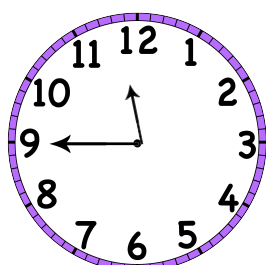


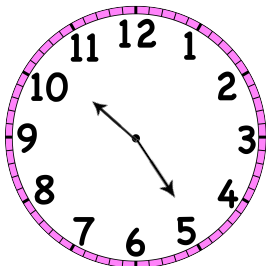

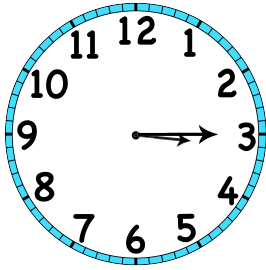
6:40



Name: _____

Matching Time!

Directions: Match each clock on the left with the matching time on the right!



7:30


Five
O'clock

11:45

10:25

Two
Twenty

3:15

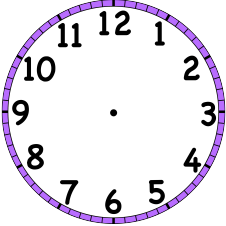


Name: _____

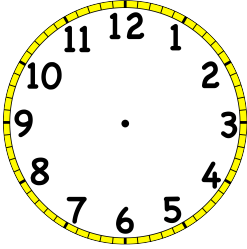
How Much Time?

Different activities require different amounts of time. Read each of the following and determine how much time each took. **Hint:** draw the amount of time on the clock to help you figure it out!

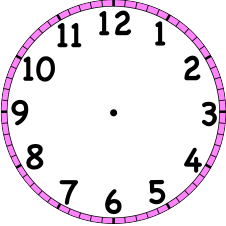
Sarah brushed her teeth from 6:30 to 6:35. How long did she brush her teeth?



Lydia played with legos from 3:30 to 4:15. How long did she build with legos?



Chris rode his bike to school. He left at 7:30 and arrived at school at 7:45. How long did it take to get to school?



Josh and Beth played soccer from 5:15 to 6:15. How long did they play soccer?



What's your favorite thing to do in the springtime?

Thank you for downloading this
resource from

www.MathGeekMama.com!

I sincerely hope you find this resource to be helpful and enjoyable for you and your students! I only ask that you abide by Math Geek Mama's terms of use, as this resource is intended for personal use in the home or classroom only. Please do not link directly the pdf file, edit the resource in any way, store them on your website, or print this resource to sell/distribute to others.

If you enjoyed this resource, I'd love to connect with you at my website, TpT store or on facebook, twitter or pinterest!

All clip art and fonts courtesy of:

Brittney Murphy Design

